

SY80U

SANY

Quality Changes the World



EFFICIENCY IN THE TIGHTEST SPACES

COMPACT. POWERFUL. COMFORTABLE.

CONSTRUCTION MACHINES



COMPACT EXCAVATOR
SY80U

Engine
YANMAR 4TNV98CT-VSY
Rated power
53.7 kW / 2 100 rpm
Bucket capacity
0.28 m³
Operating weight
9 580 kg

SANY

You need an outstanding partner for demanding tasks

Quality comes from experience and from new ideas. That is why we combine these two vital factors at SANY. We are one of the leading manufacturers, having produced more than **500,000** excavators worldwide. This means you can always rely on sophisticated products that have been tried and tested in practice. By way of example, **5 to 7%** of our annual revenue is invested in research and development.


Our machines are so powerful and robust that we also offer our exceptional **5-year warranty** on most product lines.

> 500 000
EXCAVATORS PRODUCED
WORLDWIDE

5-7%
OF REVENUE FOR RESEARCH
AND DEVELOPMENT

5-YEAR
WARRANTY*

Quality Changes the World



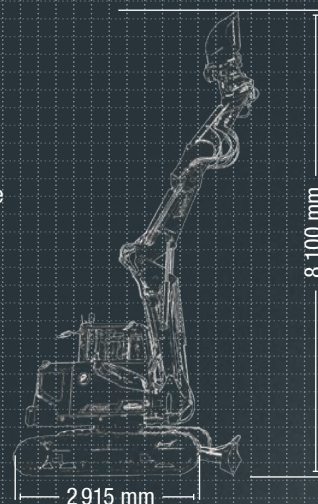
SY80U SPECIFICATIONS

Max. bucket digging force
59 kN (ISO)

Max. arm digging force
44.5 kN (ISO)

Swing speed
11 rpm

Max. travel speed
4.5 km/h



* Available on selected products only.



SETTING THE BAR FOR THE COMPACT CLASS

Its compact dimensions and minimal swing radius make the SY80U reduced tail excavator the smallest SANY compact excavator there is. Therefore, it is in its element wherever precise force is required in confined spaces, or on construction sites with impaired visibility. With an efficient slewing radius of just 1 480 mm and the multi-position boom, it is ideal for use in road building and pipeline construction, or in inner-city housing

renovation projects and in garden landscaping. This is where it can display its other strengths – its standard specification and features, excellent panoramic visibility for the operator and its high level of economy thanks to low operating costs.



TOP FEATURES

QUALITY

For the greatest loads -

Steel bodywork ensures durability and increases onsite safety for the operator and the machine. The additional robust reinforcement plates at the pivot point of the multi-position boom also ensure increased durability.

DIMENSION

Safe use in the smallest of spaces -

The reduced tail design means that you can also work well in confined spaces. The multi-position boom option extends the range of work and the working area enormously. Further adjustment options also allow high bucket positions for rapid truck loading.

EASE OF USE

Maximum comfort, maximum productivity -

The operators cab has been designed for maximum comfort with an ergonomic air-sprung seat and multiple comfort features, such as air conditioning, and the driving position selection using the blade lever. The new 7" touch display also enhances the cab.



SAFETY

Safe is safe - Comprehensive safety features are included as standard - from sturdy cylinder covers and lockable protective bonnets to the standard safety valves and a camera in the tail.

COMPONENTS

Reliable power - The tried-and-tested YANMAR 4-cylinder diesel engine is the centrepiece of this powerful machine. The transmission unit ensures reliable performance during all tasks, even under challenging working conditions.

ECONOMY

Less consumption means greater savings - this is particularly true for fuel consumption. The automatic speed setting ensures that the reduced tail swing excavator works economically at all times, even at maximum

DIMENSION

MINIMUM SLEWING RADIUS, MAXIMUM STABILITY



The SANY SY80U reduced tail swing excavator is ideal for large-scale loading projects or work in confined spaces. Thanks to the compact reduced tail design with minimal rear swing radius, the operator can work safely in tight spaces or directly in the vicinity of obstacles.

The optional adjustable boom and the the additional bolt-on counterweight ensure a high level of stability and thus enable extended

digging reach and dumping heights with a high bucket position - perfect for quick and easy truck loading. It is also possible to work resting on the blade, which makes it much easier to pick up loose or excavated material. Thanks to this equipment, the working area can be extended without having to move the machine.

Our highlights – your SANY Plus benefits:

- + Extremely compact reduced tail excavator
- + Adjustable boom for greater digging reach
- + Comfortable ROPS/FOPS operators cab
- + Hydraulic pipework for quick coupler attachment
- + 2 proportional joystick control circuits
- + LED work lights
- + Gear switching on the blade lever



SAFETY

Enhanced productivity through greater safety

The SY80U does not compromise on safety. The standard safety equipment includes a ROPS/FOPS certified operators cab with large field of vision, reversing camera, driving alarm, green beacon and battery disconnect switch. Cyliner covers, lockable protective bonnets and LED work lights for low light working conditions are also available ex-works.

Maintenance and service of the SY80U can be carried out easily and safely too, with all rotating and hot engine components protected against inadvertent contact.



EFFICIENCY, COST-EFFECTIVENESS & EASE OF USE

EASE OF USE

OPERATORS CAB COMFORT ZONE

The operator's seat with high backrest provides a comfortable work station that aids fatigue-free operation. The positioning of the controls is ergonomic - clearly arranged and easy to reach, thus ensuring the operator can work with maximum productivity.



A new sleek and intuitive 7" touch screen display has been designed with high performance and ease of use in mind.

The joysticks with 2 proportional control circuits are also part of the standard specification and enable safe and precise control of the machine including all its attachments. The ergonomically positioned control lever for the blade with integrated operating position selector makes it even easier to adapt the machine to the relevant work situation, making operation even more effective.

ECONOMY

Service-friendly

All routine maintenance and inspection points can easily be reached from the ground and lubrication points are also sensibly grouped together and easily accessible. This allows you to carry out regular service work quickly and safely, which increases the availability and service life of the machine and ensures that operators and equipment are reliably and safely protected in the long term.



COMPONENTS

Well equipped as standard

SANY excavators are built with parts from renowned manufacturers you know and trust such as the reliable Stage V YANMAR engine which is located inconspicuously in the machines tail with all key service points within easy reach.

The electronic fan control ensures a minimal level of noise emissions and reduced fuel consumption, while the LED working lights ensure maximum productivity in harsh or low light working conditions.

COMPONENTS

Built for hard work

Meticulous machining and robot-controlled welded seams, accurate to the millimetre gives track shoes, connections, bottom rollers etc. their extremely long service life and ensure the SY80U is as durable as it is reliable.



ECONOMY

Economical in every task

This reduced tail-swing excavator works economically at all times thanks to features such as the 'auto idle' function which ensures that fuel consumption is minimised, without compromising the performance. The efficient, load-sensing hydraulic system also delivers more hydraulic power with less loss, regulating the flow rate and pressure as required.

Absolute reliability – for total peace of mind!

SANY has earned a reputation worldwide for reliability, durability and performance but to provide peace of mind and to ensure maximum uptime all SANY excavators are backed by the SANY industry leading 5 year warranty.*

* Terms and conditions apply. Check with your local dealer for more information.



TECHNICAL SPECIFICATIONS

ENGINE

SY80U / 2PB

Model	YANMAR 4TNV98CT-VSY
Type	Water cooled, 4 cylinder with common rail injection and DPF
Emission standard	Stage V
Rated power	53.7 kW / 2 100 rpm
Max. torque	290 Nm / 1 350 rpm
Displacement	3 318 cc
Battery	1 × 12 V / 120 Ah

HYDRAULIC SYSTEM

SY80U / 2PB

Main pump	Variable axial piston pump, load-sensing controlled
Max. Oil flow	193.2 l/min
Traction drive	Variable displacement axial piston motor
Swing motor	Axial piston motor
Max. oil flow (AUX 1)	100 l/min
Max. oil flow (AUX 2)	70 l/min

SERVICE FILLING QUANTITIES

SY80U / 2PB

Fuel tank	100 l
Engine coolant	12 l
Engine oil	10.2 l
Traction drive (per side)	1.2 l
Hydraulic system	160 l
Hydraulic oil tank	120 l

RATED POWER

SY80U

2PB

Swing speed	10 rpm	10 rpm
Max. travel speeds	Fast 4.5 km/h, slow 2.5 km/h	Fast 4.5 km/h, slow 2.5 km/h
Max. traction force	70 kN	70 kN
Gradeability	35°	35°
Bucket capacity	0.28 m³	0.28 m³
Ground pressure	0.38 kg/cm²	0.40 kg/cm²
Max. Bucket digging force, ISO	72.7 kN	59 kN
Max. Arm digging force, ISO	40.5 kN	44.5 kN

PRESSURE LIMITING VALVES

SY80U / 2PB

Boom circuit	280 bar
Swing circuit	215 bar
Driving circuit	280 bar
Pre-control circuit	35 bar

UNDERCARRIAGE AND SUPERSTRUCTURE

SY80U

2PB

Boom length	3 520 mm	2 190/2 040 mm
Arm length	2 050 mm	2 050 mm
Rollers	4	4
Support rollers	1	1
Swinging gear	Planetary gearbox driven by an axial piston motor, automatic parking brake is released hydraulically	Planetary gearbox driven by an axial piston motor, automatic parking brake is released hydraulically

OPERATING WEIGHT

SY80U

2PB

Operating mass	8 800 kg	9 580 kg
----------------	----------	----------

LIFTING CAPACITY – BLADE DOWN

Load point height	Radius						Max. digging reach	
	4.0 m		5.0 m		6.0 m		Capacity	mm
6.0 m	2047* 2996*						1 169* 1 974* 4 651*	
5.0 m	1 960 1 960 1 800 1 338						1 710 1 325 5 025	
	2067* 3 154* 1 394* 3 160*						928* 1 528* 5 607*	
3.0 m	3 100	3 100	2 540	1 875	2 275	1 315	1 585	930 6 106
	1 858*	3 569*	1 302*	3 185*	958*		796*	1 381* 6 579*
1.0 m	4 325	2 450	3 745	1 650	2 845	1 205	1 750	855 6 297
	1 538*	3 609*	1 136*	2 856*	870*	3 266*	739*	1 260* 6 756*
Floor line	4 850	2 390	4 020	1 590	2 995	1 170	1 965	885 6 109
	1 463*	3 470*	1 082*	2 673*	801*	1 719*	739*	984* 6 583*
-1.0 m	5 670	2 360	3 950	1 550	2 935	1 140	2 370	995 5 707
	1 444*	3 434*	1 063*	2 635*	836*	2 057*	802*	1 067* 6 218*
-2.0 m	4 915	2 375	3 490	1 550	2 445	1 150	2 400	1 185 5 031
	1 467*	3 478*	1 081*	2 671*			942*	1 249* 5 618*
-3.0 m	3 385	2 450					2 290	1 735 3 899
	1 544*	3 620*					1 271*	1 682* 4 669*

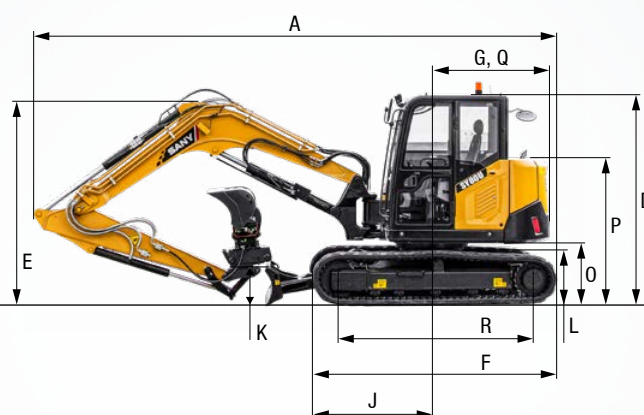
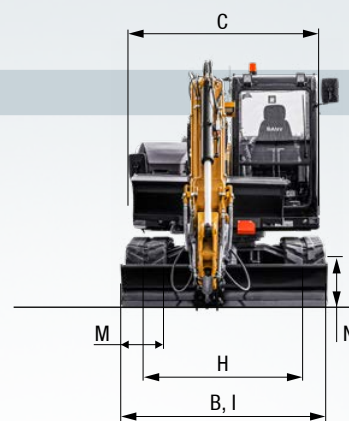
LIFTING CAPACITY – BLADE UP

Load point height	Radius						Max. digging reach	
	4.0 m		5.0 m		6.0 m		Capacity	mm
6.0 m	2047* 1 781*						1 169* 1 529* 4 651*	
5.0 m	1 960 1 960 1 800 1 338						1 710 1 325 5 025	
	2067* 1 875* 1 394* 1 817*						928* 1 183* 5 607*	
3.0 m	3 100	3 100	2 540	1 875	1 770	1 315	1 285	930 6 106
	1 858*	2 100*	1 302*	1 720*	958*	1 064*	796*	1 069* 6 579*
1.0 m	3 595	2 450	2 305	1 650	1 655	1 205	1 170	855 6 297
	1 538*	2 123*	1 136*	1 542*	870*	1 179*	739*	982* 6 756*
Floor line	3 525	2 390	2 240	1 590	1 615	1 170	1 215	885 6 109
	1 463*	2 014*	1 082*	1 485*	801*	955*	739*	767* 6 583*
-1.0 m	3 490	2 360	2 195	1 550	1 585	1 140	1 360	995 5 707
	1 444*	2 020*	1 063*	1 464*	836*	1 143*	802*	832* 6 218*
-2.0 m	3 510	2 375	1 550	1 550	1 600	1 150	1 630	1 185 5 031
	1 467*	2 046*	1 081*	1 484*			942*	974* 5 618*
-3.0 m	3 385	2 450					2 290	1 735 3 899
	1 544*	2 130*					1 271*	1 312* 4 669*

* SY80U 2PB

DIMENSIONS


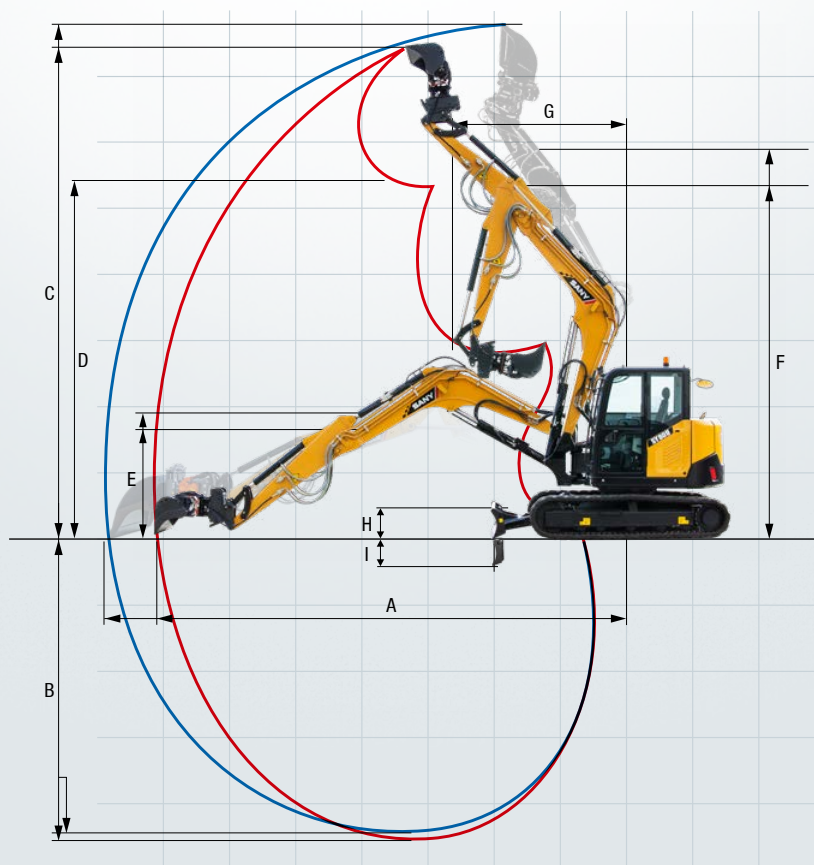
	SY80U	2PB
A Overall length	6 500 mm	7 010 mm
B Total width	2 220 mm	2 220 mm
C Total width of the superstructure	2 150 mm	2 150 mm
D Overall height above cab	2 550 mm	2 550 mm
E Overall height of the boom	2 220 mm	2 380 mm
F Undercarriage length	2 915 mm	2 915 mm
G Rear length	1 480 mm	1 585 mm
H Track gauge	1 750 mm	1 750 mm
I Undercarriage width (blade)	2 200 mm	2 200 mm
J Horizontal clearance to the blade	2 080 mm	2 080 mm
K Blade height	450 mm	450 mm
L Track height	660 mm	660 mm
M Track pad width	450 mm	450 mm
N Min. ground clearance	365 mm	365 mm
O Rear weight ground clearance	745 mm	745 mm
P Bonnet height	1 880 mm	1 880 mm
Q Tail swing radius	1 480 mm	1 585 mm
R Distance (centre) track sprocket to idler sprocket	2 315 mm	2 315 mm



WORKING AREA

	SY80U	2PB
A Max. digging reach	7 290 mm	7 570 mm
B Max. digging depth	4 535 mm	4 520 mm
C Max. digging height	7 315 mm	8 100 mm
D Max. dumping height	5 430 mm	6 160 mm
E Min. dumping height	1 915 mm	2 645 mm
F Overall height at min. swing radius	5 490 mm	5 955 mm
G Swing radius with swing frame (L)	1 830 mm	2 360 mm
Swing radius with swing frame (R)	2 035 mm	2 220 mm
Min. swing radius	2 435 mm	2 590 mm
H Max. ground clearance of blade up	480 mm	480 mm
I Max. depth of blade down	325 mm	325 mm
J Swing frame offset (L)	636 mm	636 mm
Swing frame offset (R)	740 mm	740 mm
Max. boom swing angle (L)	65°	65°
Max. boom swing angle (R)	51°	51°

● SY80U ● SY80U 2PB



Enormous versatility

Many components are already built in as standard: twin line auxiliary, quick hitch pipeline and re-fueling pump to name a few.



EASE OF USE / CAB

Sprung seat	●
Heater	●
Manual air conditioning system*	●
Radio with loudspeakers	●
Armrests, adjustable	●
12 V socket	●
USB port (music)	●
Screen washer	●
Auxiliary control circuit 1 on joystick	●
Auxiliary control circuit 2 on joystick	●
Push-button switch for start/stop system	●
8 pre-set working tools	●

SAFETY

Battery isolating switch	●
Camera	●
Driving alarm	●
Beacon	●

ENGINE

Automatic speed adaptation	●
Diesel filter	●
DPF	●
DOC	●
Air filter	●

Standard equipment ● Special option ●

The standard and special options differ depending on the delivery country. Please contact your dealer directly if you have any questions.

* The air conditioning system contains fluorinated greenhouse gases. Refrigerant type: HFC-134a, green house gas potential: 1 430, quantity: 0.775 kg, CO₂e: 1.11 t

WORK LIGHTING

LED worklights – on roof front	●
LED worklight – boom	●

UNDERCARRIAGE

Rubber track	●
Steel track	●
Lashing eyes	●

HYDRAULIC SYSTEM

Swing brake	●
2 travel speeds	●
Piping for auxiliary control circuit 1	●
Piping for auxiliary control circuit 2	●
Main filter	●
Hydraulic pilot control of the joysticks	●
Filter for pre-control circuit	●

WORK EQUIPMENT

Safety valves on arm and arm	●
Double-acting hydraulic circuit for quick change unit including piping	●
Proportional crusher and shearing circuit control on joystick including piping	●
Proportional rotation circuit control on joystick including piping	●
Fuelling pump	●
Adjustable oil flow rate for attachments	●
Blade	●
Adjustable boom with safety valves	●
Cylinder guard – arm	●

Parts supply – fast and reliable

ANY genuine parts are designed, tested and manufactured to meet the exact specification and requirements of your SANY excavator. They will fit exactly as needed and will deliver maximum performance. They also ensure optimum safety for the operator on site and reduce unplanned maintenance and downtime.

Ultimately, SANY genuine parts are the best choice for your machine and are backed with a 12 month warranty period.



A SERVICE YOU CAN RELY ON

Just as we do with our machines, we also demand high quality and reliability of our service products. This underlines our equipment's performance in terms of their durability and their excellent price-performance ratio. After all, maintenance is crucial

for efficiency, cost-effectiveness and safety. Your SANY dealer is happy to help you with a comprehensive range of services to ensure that your machine continues operating efficiently in the long term.

SANY – flexible, fast and always there for you

Rapid assistance, tailored advice and a reliable supply of original parts – that is what we mean by a premium service. To locate your nearest dealer, visit <https://www.sanyuk.com>.



The added benefits SANY offers you:

- + Experienced dealer network throughout the UK and Ireland
- + Direct sales and support route in Scotland and the south east of England
- + Dedicated SANY team based in the UK to support you and your product
- + UK parts warehouse to ensure SANY machines are fully supported

Detailed information

Handbooks and documents are available for all SANY excavators, and these can help you with operation, maintenance, servicing and repairs. These include operating and maintenance instructions and technical specifications.



HIGHLIGHTS **SY80U**

A TRUE WORKHORSE

The SY80U reduced tail excavator is precisely tailored to the requirements of harsh everyday use on construction sites. It demonstrates its impressive versatility in all key tasks such as digging, loading or crushing - and its agility also stands out thanks to the swinging boom, reduced tail and multi-position boom. In addition to its compact design, it stands out for its first-class performance, low fuel consumption and exceptional ease of use.



FOR THE GREATEST DEMANDS

All components are designed for **the greatest loads**. This is ensured by the **careful workmanship and high quality materials** from the worlds leading manufacturers.

PERFECT FOR CONFINED SPACES

The **robust swing frame** is the pivot point for all work. Together with the **compact overall dimensions** and the **minimum slewing radius**, it delivers the **compact manoeuvrability** of the reduced tail excavator.

THE COMFORT STATION

The workstation of in the SY80U provides machine operators with optimum conditions: from the **comfortable suspension** to the **7"**, **easy-to-read monitor** and the **ergonomic joysticks** with very fine response behaviour.

SAFE IS SAFE

Everything is included to minimise risk to the operator, the machine and any bystanders on site. This includes **optimised all-round visibility** as well as **LED work lighting**, **reversing camera**, **driving alarm** and **green beacon**.

RELIABLE POWER

With its **powerful Stage V YANMAR engine**, the smallest SANY compact excavator is **well equipped for some large scale projects**.

LESS IS MORE

The **automatic speed reduction** reduces fuel consumption, engine wear and exhaust emissions (Stage V standard). This results in **low fuel consumption** and significantly lower **life-cycle costs**.

TECHNICAL HIGHLIGHTS

Engine	YANMAR 4TNV98CT-VSY
Rated power	53.7 kW / 2 100 rpm
Max. Torque	290 Nm / 1 350 rpm
Bucket digging force, ISO	59 kN
Swing speed	11 rpm
Main pump	Variable displacement axial piston pump
Max. oil flow	193.2 l/min

Not all products are available in all markets. We reserve the right to change specifications and designs without prior notice as part of our continuous improvement process. The illustrations may contain additional options.

SANY

Quality Changes the World

**SANY HEAVY
MACHINERY (UK) LTD**

info@sanyuk.com
www.sanyuk.com