

STH742  
STH936  
STH1440  
STH1840

**SANY**

Quality Changes the World



# EFFICIENCY ON THE HIGHEST LEVEL



## TELEHANDLERS

**STH742**

**STH1440**

**STH936**

**STH1840**

Load capacity  
3,600 - 4,200 kg  
Maximum lifting height  
7 m / 9 m / 14 m / 18 m  
Rated power  
55 KW



# SANY

**Performance comes from quality.  
Quality comes from experience.**

SANY UK is part of the SANY Group, a globally leading manufacturer of construction machinery, port equipment and wind turbines. Our aim is always to deliver products that are tailored to their respective national market and equipped with high-performance, innovative technology. SANY ensures maximum quality and reliability through the use of its own steel construction and branded components, allowing us to create extraordinarily efficient machines. What is more, our UK-wide dealer network ensures that customers can receive competent support for sales, service and maintenance on site.

**NATIONWIDE  
DEALER NETWORK  
IN THE UK & IRELAND**



**5-7%**

FROM REVENUE AS AN INVESTMENT  
FOR RESEARCH AND DEVELOPMENT

UP TO **5 YEARS'**  
**WARRANTY\***

Quality Changes the World

\* Available on selected SANY products only.





**STH742 | STH936 | STH1440 | STH1840**

# POWERHOUSES THAT PROVIDE A MIGHTY BOOST

SANY is bringing a breath of fresh air to Europe with its new telehandler series. These new machines have raised the benchmark for safety, comfort and performance. The core-4 models cover sizes from 7-18 meters.

They are the ideal solution for demanding jobs and precision work, whether that's easy loading, moving or stacking and their versatility is increased further due to their ability to use a wide variety of attachments.



# VERSATILITY AT THE HIGHEST LEVEL

The new SANY telehandlers are powerful all-rounders that stand out on account of their agility and speed. Thanks to their compact design and a selection of three different steering modes, they can be perfectly positioned in even the tightest of spaces and bring heavy loads up to a lifting height of up to 18 metres. And with their multiple attachment options, they are capable of completing a wide variety of tasks.



### Absolute reliability – for peace of mind!

SANY has earned a reputation worldwide for reliability, durability and performance but to provide peace of mind and to ensure maximum uptime all SANY telehandlers are backed by a SANY 3 year warranty\*

\* Terms and conditions apply. Check with your local dealer for more information.



### Our highlights – the added benefits SANY offers you:

- + Compact, high-performance telehandlers
- + Highly manoeuvrable with three different steering modes
- + Robust and extremely durable thanks to its solid steel construction
- + Extensive safety equipment
- + Ergonomic operator space
- + Simple and convenient maintenance

### LIFTING CAPACITY

**Lift, extend and push** – the highly efficient and powerful hydraulics allow operators to work with precision under short cycle times.

### SAFETY

**Stability counts** – the load management system monitors the load of the machine to prevent instability and when carrying loads will limit speeds for safety and improved load retention.

### EFFICIENCY

**The most efficient** – the Deutz electronic engine control (EMR) ensures optimum engine performance and low fuel consumption, while the Dana hydrostatic transmission offers precision and manoeuvrability for improved material handling applications.





## TOTAL COST OF OWNERSHIP

**Every second counts** – SANY telehandlers are designed to maximise the return on your investment. The 55kW/74hp Deutz engine is free of after treatment and greatly reduces maintenance and running costs. The engine Stop Start technology also reduces fuel consumption and the time to the next service which we have set intervals at 500 hrs to minimise operating costs.



## QUALITY

**Stability as standard** – the boom is mounted deep in the chassis, providing an extremely rigid structure, a low centre of gravity and maximum view from the cab over the rear of the machine.

## OPERATING COMFORT

**Operator first** - SANY material handlers are well equipped to allow operators to work in optimum conditions whatever the requirements of the job. Enhanced operator comfort not only saves you time but increases work productivity and efficiency.

## PRODUCTIVITY


**The power of three** - with three selectable steering modes, SANY telehandlers offer the ideal solution for any manoeuvre. The steering types include two-wheel steering, four-wheel steering and crab steering. The single-level multi-functioning joystick, superior load control and auxiliary venting for fast attachment changes further enhance productivity of the SANY telehandler series.

# KEY CHARACTERISTICS

## SAFETY

# A COMPREHENSIVE SAFETY PACKAGE AS STANDARD

Numerous safety features are already included ex-works on all SANY telehandlers. The load management system monitors the load of the machine to prevent instability and when carrying loads will limit speeds for safety and improved load retention. The specific capacity is displayed to the operator on the dashboard and on the LMI strip light at eye level. Further safety features include a reversing camera with distance sensor, which is automatically activated when the reverse gear is engaged. The operator also receives visual and acoustic warnings if they come within close proximity of other objects. Also included are a ROPs and FOPs certified operators cab, a safety switch that prevents any vehicle movement when the operator is not seated, as well as hose burst safety check valves fitted on all lift cylinders stopping collapse in the event of a failure or damage. Optional screen, roof and load guards are also available.



## QUALITY

### High efficiency through high quality

SANY telehandlers are designed to provide the maximum in terms of reliability and performance. We achieve this by using high-quality components and innovative manufacturing procedures. The boom sections consist of two C-shaped high-strength pressed steel parts that are welded together, making them particularly stable and extremely durable. The stabilisers are fitted with robust graphite-impregnated bronze bushings, which extends the maintenance intervals to 500 hours. And all the hoses of the boom are safely routed internally to ensure that they are protected against damage.







## SAFETY

### The ultimate view

All SANY telehandlers offer maximum visibility of the operators surroundings for added safety. This is achieved through design features such as the low profile engine bonnet and the low position of the boom in the chassis, which allows the operator to see any obstacles and other site works. The generously sized side and rear mirrors allow the operator greater visibility to the side and rear of the cab while forward visibility is maximised by the low front dashboard and large front windshield.

## SAFETY

### In the spotlight

The standard LED working lights at the front and rear of the cab optimise the field of vision for the operator and visibility in poor light conditions. The LED roof lighting with three selectable settings provides light directly above and behind the operator as required. In addition, optional boom worklights guarantee optimal illumination above the machine when loading to height.



## QUALITY

### Tested on the basis of day-to-day work

The machines have undergone a stringent SANY testing programme that includes heavily loading the chassis, the boom and other important components for an extended duration, as well as repeated use of the transmission over thousands of cycles.

Tests to simulate the service life and durability of the components for the STH742, STH936 and STH1440 hydraulically driven booms and the STH1840 chain driven boom have all been completed. Tested on an automated boom rig, all models achieved over 40,000 cycles with no breakages.



# KEY CHARACTERISTICS

## USER EXPERIENCE

# GREATER SPACE AND GREATER COMFORT

The ROPS/FOPS cab of the telehandler series has been designed in Germany and is a highlight for any operator. It provides maximum comfort and pleasant working conditions due to numerous standard features. The 10-inch touchscreen display with encoder control and intuitive user navigation allows quick and easy access to all relevant machine data. The adjustable suspension seat provides a more comfortable ride on uneven terrain and the inclinable and telescopic steering column allows the operator to make adjustments to find the perfect operating position, whatever the requirements of the job. Other standard features include air-conditioning, radio with Bluetooth and USB connector, sunblind, storage compartments and cup and bottle holders, helping to provide all the comfort the operator needs on a daily basis to perform at their best.



## EASE OF MAINTENANCE

### Maintenance made quick and easy

All daily checks and maintenance work can be performed from the ground. The filters for engine oil, hydraulic oil and fuel are fitted centrally and the air filter is also easily accessible from the engine compartment. The engine cover can be easily opened with the gas-powered cylinder and allows the engine to be accessed from three sides. Making work even easier – the battery can be easily reached at any time under the cab.





PRODUCTIVITY

# ULTIMATE MANOEUVRABILITY

The new SANY telehandler series stands out on account of the machines' excellent manoeuvrability, even when space is limited. This is possible thanks to a choice of three different steering modes: two-wheel steering, which is intended for everyday use; four-wheel steering, for working within space constraints; and crab steering, for positioning or manoeuvring the machine in the immediate vicinity of a wall or building. Another factor for outstanding productivity – the powerful load-sensing system, which controls the hydraulic pressure in proportion to the different outputs. This means the boom can be lifted and extended simultaneously.



EFFICIENCY

# SAVE WHILE YOU LOAD

In times of constantly rising fuel costs, an energy-efficient drive system is more important than ever. For this reason, the SANY telehandlers are fitted with a powerful common rail injection system and electronic engine control (EMR) with intelligent connection to the drive management system. This provides optimum engine power at a low level of fuel consumption. The Dana transmission and the axles are also perfectly coordinated to ensure maximum

performance and efficiency. Furthermore, the Deutz 55 kW engine operates without exhaust treatment and therefore requires no AdBlue® additives. Using the main display, the operator is able to access information on the remaining fuel, the amount of fuel consumed since the machine was last refuelled, and the current average rate of fuel consumption.





# TECHNICAL SPECIFICATIONS

## OPERATING WEIGHT

STH742	STH936	STH1440	STH1840
8325 kg	9100 kg	10980 kg	12300

## PERFORMANCE PARAMETERS

Maximum lift capacity	4200 kg	3600 kg	4000 kg	4000 kg
Lift capacity at maximum height	2500 kg	1000 kg	3000 kg	2500 kg
Lift capacity at maximum reach	1300 kg	500 kg	1250 kg	550 kg
Lift height	7000 mm	9600 mm	13970 mm	17550 mm
Maximum forward reach	3710 mm	6444 mm	9690 mm	13400 mm
Carriage crowd angle	45 °	45 °	37 °	37 °
Carriage dump angle	21 °	21 °	13 °	13 °
Frame levelling +/-	NA	NA	9 °	9 °
Outside turning radius (4WS)	3850 mm	3850 mm	3850 mm	3850 mm
Auxiliary hydraulic flow	60 l/min	60 l/min	60 l/min	60 l/min
Auxiliary hydraulic pressure	27 Mpa	27 Mpa	28 Mpa	28 Mpa
Noise at driving position (55 kW)	75 Lpa	75 Lpa	75 Lpa	75 Lpa
Noise to environment (55 kW)	83 Lwa	83 Lwa	83 Lwa	83 Lwa

## BOOM PARAMETERS

Boom (raise/lower)	8/6 sec	11/11 sec	18/13 sec	15/12 sec
Boom (extend/retract)	6.5/4.5 sec	9/7.5 sec	15/13 sec	16/19 sec

## TYRES

Type/size	460/70R24	460/70R24	400/80-24	400/80-24
-----------	-----------	-----------	-----------	-----------

## ENGINE

Engine brand Deutz	Deutz	Deutz	Deutz	Deutz
Engine emission	Stage 5	Stage 5	Stage 5	Stage 5
Engine model	TD 3.6L	TD 3.6L	TD 3.6L	TD 3.6L
Number of cylinders	4	4	4	4
Engine power rating - Power (kW)	55 (75ph) kW	55 (75ph) kW	55 (75ph) kW	55 (75ph) kW
Max. torque / Engine rotation	340 - @1500 Nm/rpm	340 - @1500 Nm/rpm	340 - @1500 Nm/rpm	340 - @1500 Nm/rpm

## TRANSMISSION

Transmission type	Hydrostatic	Hydrostatic	Hydrostatic	Hydrostatic
Transmission brand	Dana	Dana	Dana	Dana
Axles	Dana	Dana	Dana	Dana
Number of forward gears	2	2	2	2
Number of Reverse gears	2	2	2	2
Max. travel speed	27	27	27	27
Parking brake	One button control parking brake - on/off			
Service brake	Oil-immersed multi-discs braking on front and & rear axle			

## HYDRAULIC SYSTEM

Hydraulic pump type	Gear with priority valve			
Hydraulic pump	Casappa	Casappa	Casappa	Casappa
Hydraulic manifold	Parker	Parker	Walvoil	Walvoil
System pressure	270 bar	270 bar	280 bar	280 bar
Hydraulic flow	95 l/min	95 l/min	100 l/min	100 l/min

## SERVICE REFILL CAPACITIES


Hydraulic system	98 ltr	98 ltr	120 ltr	120 ltr
Fuel tank	150 ltr	150 ltr	150 ltr	150 ltr

## CABIN

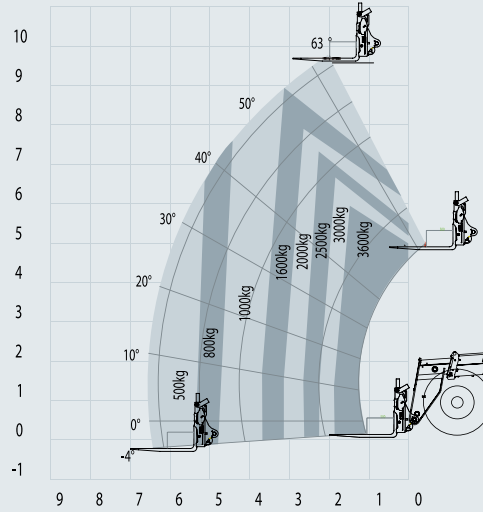
Cabin is ROPS & FOPS tested & conforms to IOS 3471/3449



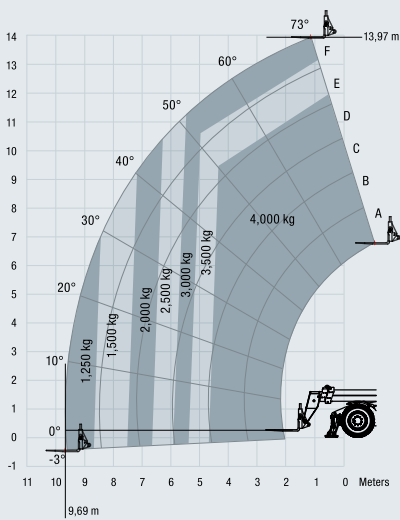
## STH742



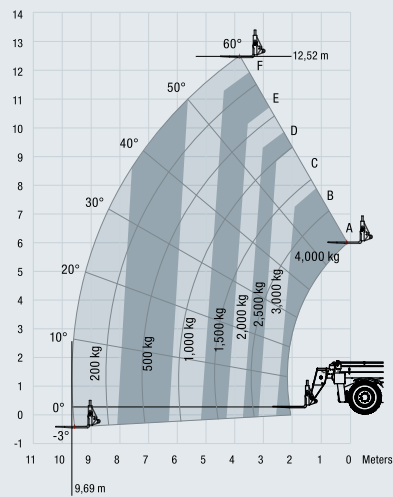
## STH936




## STH1440 – OUTRIGGERS DOWN



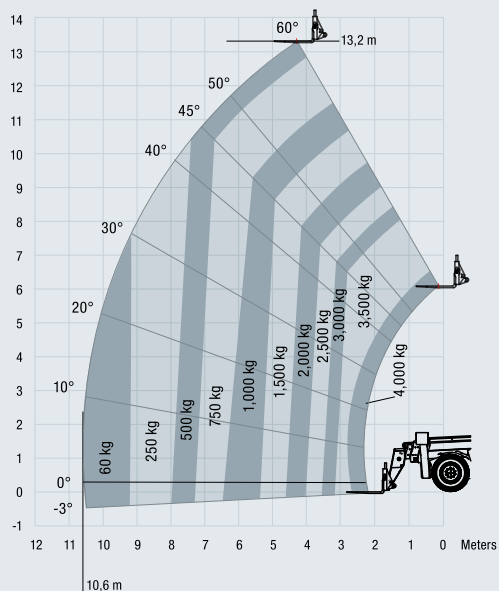
## STH1440 – OUTRIGGERS UP



## STH1840 – OUTRIGGERS DOWN



## STH1840 – OUTRIGGERS UP






# TECHNICAL SPECIFICATIONS

## DIMENSIONS

	STH742	STH936	STH1440	STH1840
A Length to front of carriage	4990 mm	4990 mm	6160 mm	6200 mm
B Overall width	2350 mm	2350 mm	2420 mm	2420 mm
C Overall width stabilisers fully deployed	NA	NA	2570 mm	3400 mm
D Height over cab without beacon	2540 mm	2540 mm	2590 mm	2590 mm
E Height over cab with beacon	2665 mm	2665 mm	2750 mm	2720 mm
F Wheelbase	2750 mm	2750 mm	2750 mm	2750 mm
G Overall cabin width	950 mm	950 mm	950 mm	950 mm
H Ground clearance	400 mm	400 mm	370 mm	370 mm
Turning radius over tyres	3850 mm	3850 mm	3850 mm	3850 mm
Operating weight (with Forks)	8325 kg	9100 kg	10980 kg	12300 kg

## POINT LOADS

	STH742	STH936	STH1440	STH1840
<b>Machine loaded with models maximum capacity</b>				
Load per front tyre	5403 kg	5030 kg	6608 kg	7200 kg
Load per rear tyre	714 kg	1270 kg	883 kg	950 kg
Load per stabiliser	NA	NA	4913 kg	5225 kg
<b>Machine unloaded with boom in horizontal travel</b>				
Load per front tyre	1878 kg	1960 kg	2677 kg	2970 kg
Load per rear tyre	2275 kg	2550 kg	2841 kg	3180 kg





## More features, more possibilities

All SANY telehandlers are comprehensively equipped as standard. With numerous options and attachments, they can be individually configured as necessary – leaving them perfectly equipped for their respective requirements.



The standard and special options differ according to the country in which the machine is delivered. If you have any questions, please contact your dealer directly.

### OPERATING COMFORT/CAB

Ten-inch touchscreen display and encoder navigation

Air conditioning\*

Radio with Bluetooth and microphone

Adjustable seat with suspension

12 V power socket

Sunblind, roof and front screen

Heated rear screen

Front, roof and rear wiper and washers

Armrest with storage and USB charger

Cup and bottle holders

Fully adjustable steering column

Intuitive keypad functions (all backlit)

Telematics

### WORKING LIGHTS

LED working lights on cab and boom

Full road lights

### SAFETY

CE-/UKCA-certified

ROPS ISO:3471:2008 and FOPS ISO:3449:2005

Reversing alarm

Hi-viz seatbelt

Integrated reversing camera and distance sensor

Seat switch and green "ready" beacon

Load weight monitoring

Load moment Indicator display

### WORK EQUIPMENT

Three steering modes: 4WS, 2WS and crab

Chassis levelling +/-9 degrees (STH1440 & STH1840)

Fully proportional joystick

Fixed SANY fast fit carriage and 1200 mm forks

Auxiliary hydraulic venting from cab

\* The air-conditioning system contains fluorinated greenhouse gases: Refrigerant type: HFC 134a, global warming potential: 1430, quantity: 65 kg, CO2e: 0.933 tonnes.

SANY genuine parts are designed, tested and manufactured to meet the exact specification and requirements of your machine. SANY parts will fit exactly as needed and will deliver maximum performance when paired with SANY equipment. They also ensure optimum safety for the operator on site and reduce unplanned maintenance and downtime. Ultimately, SANY genuine parts are the best choice for your machine and are backed with a 12 month warranty period.





# TAILORED ATTACHMENTS FOR VERSATILE APPLICATIONS

In addition to the comprehensive ex-works configuration, the application possibilities of the SANY telehandlers can be expanded further with a range of suitable attachments which can be changed over easily.

### HYDRAULIC FORK POSITIONERS

Control your forks widths from your fingertips, saving time when changing loads and eliminates leaving the cab. Fits to SANY fast fit carriage.



### GENERAL PURPOSE BUCKET

For transporting loose and bulk material with a bucket capacity of 1m<sup>3</sup>.



### GENERAL PURPOSE BUCKET

For transporting loose and bulk material with a bucket capacity of 1 m<sup>3</sup>.



### HYDRAULIC FORK POSITIONERS

Control your forks widths from your fingertips, saving time when changing loads and eliminates leaving the cab. Fits to SANY fast fit carriage.



### 4,000 KG CRANE HOOK

Can be easily fitted to SANY's Fast Fit Carriage for suspended loads when handling slung material. (Included as standard) (STH1440 & STH1840)





# A SERVICE YOU CAN RELY ON

Just as we do with our machines, we also demand high quality and reliability of our service products. This underlines our equipment's performance in terms of their durability and their excellent price-performance ratio. After all, maintenance is crucial

for efficiency, cost-effectiveness and safety. Your SANY dealer is happy to help you with a comprehensive range of services to ensure that your machine continues operating efficiently in the long term.

## SANY – flexible, fast and always there for you

Rapid assistance, tailored advice and a reliable supply of original parts – that is what we mean by a premium service. To locate your nearest dealer, visit <https://www.sanyuk.com>.



## The added benefits SANY offers you:

- + Experienced dealer network throughout the UK and Ireland
- + Direct sales and support route in Scotland and the south of England
- + Dedicated SANY team based in the UK to support you and your product
- + UK parts warehouse to ensure SANY machines are fully supported



## Detailed information

Handbooks and documents are available for all SANY telehandlers, and these can help you with operation, maintenance, servicing and repairs. These include operating and maintenance instructions and technical specifications.



HIGHLIGHTS **STH742** | **STH936** | **STH1440** | **STH1840**

# QUALITY REALLY DOES CHANGE THE WORLD

SANY's telehandler range is designed to meet the exact needs of the construction and rental industry. They offer the safety, durability, versatility and low cost of ownership that you need to compete in today's construction market.



## SAFE AND SECURE

SANY telehandlers incorporate many safety features to keep both operators and bystanders safe. These include a reversing camera and distance sensor fitted as standard, seat sensors to ensure operators are seated before the drive is engaged and the accurate load control system so capacity can be monitored at all times.

## COST OF OWNERSHIP

SANY telehandlers aren't just efficient to use – they are hugely efficient to own and operate too. We've designed these machines to give you the maximum possible return on your investment, with great fuel efficiency and low running costs all part of the package.

## DURABLE COMPONENTS

Designed and tested to ensure high quality, our tough boom is mounted low in the fully welded chassis. All our booms are tested with a boom rig that operates the boom to full lift height and full extension loaded to endure over 40,000 cycles.

## A PRODUCTIVE MACHINE

For ergonomic, fast and precise control all SANY telehandlers are fitted with a full proportional joystick. Coupled with our load sensing hydraulic system, which proportionally splits flow to different services, meaning the boom can be lifted and extended simultaneously.

## COMFORT AND EASE OF USE

The telehandler cab has been designed in Germany for the UK and European market. Offering maximum all-round visibility and comfort with controls well placed and plenty of storage.

## SERVICABILITY

Firstly you want your SANY telehandler to spend as much time as possible at work, so our telehandlers have long service intervals; and when maintenance is required, you'll find our machines are easy and quick to service.

## TECHNICAL HIGHLIGHTS

Engine	Deutz TD 3.6L
Rated power	55 kW
Max. torque	340 Nm/1,600 rpm
Transmission	2 speed Hydrostatic
Maximum lift capacity	3,600 - 4,200 kgs
Turning radius over tyres	3850 mm

Not all products are available in all markets. As part of our continuous improvement process, we reserve the right to modify specifications and designs without giving prior notice. The figures may contain additional options.

# SANY

Quality Changes the World

**SANY HEAVY  
MACHINERY (UK) LTD**

[info@sanyuk.com](mailto:info@sanyuk.com)  
[www.sanyuk.com](http://www.sanyuk.com)