

STH625

SANY

Quality Changes the World

MORE FEATURES, MORE POSSIBILITIES

PERFORMANCE AND EFFICIENCY
ON THE HIGHEST LEVEL

Compact telehandler with power and precision. The STH625 features the same cabin of all the larger models, while offering a compact machine dimension. Perfect for working on small and reduced height construction sites.



COMPACT TELEHANDLER STH625

Operating mass
5200 kg
Load capacity
2500 kg
Maximum lifting height
6000 m
Rated power
55.4 kW

FULL SIZED CABIN, HIGH PRODUCTIVITY

MAIN FEATURES

Lifting height	6000 mm	Forward reach	3350 mm	Travelling speed	25 kph	Turning radius	3350 mm
Overall width	1850 mm	Hydrostatic transmission		Height over cab	1920 mm	Load capacity	2500 kg

OPERATING COMFORT/CAB

10-inch touchscreen display and encoder navigation
Heater and air conditioning
Radio with Bluetooth and microphone
Adjustable seat with suspension
12 V power socket
Sunblind, roof and front screen
Heated rear screen
Front, roof and rear wiper and washers
Armrest with storage and USB charger
Cup and bottle holders
Fully adjustable steering column
Intuitive keypad functions (all backlit)
EVI Telematics

WORKING LIGHTS

7 x LED Working lights on cab and boom
Full LED road lights
Amber flashing beacon

WORK EQUIPMENT

Standard Sany Fast Fit carriage with 1200 mm forks
Manitou carriage with fork frame (optional)
On board charger
External 3 phase fast charge: optional
Three steering modes: 4WS, 2WS and crab
Fully proportional joystick
Auxiliary hydraulic venting from cab

SAFETY

CE / UKCA-certified
ROPS ISO:3471:2008 and FOPS ISO:3449:2005
Screen and roof guard (optional)
Reversing alarm
Hi-viz seatbelt
Integrated reversing camera and distance sensor
Seat switch and green „ready“ beacon
Load weight monitoring
Load moment Indicator display



Absolute reliability – for peace of mind!

SANY's telehandler comes with 3 years, 3,000 hrs warranty* gives you the assurance that you can fully count on you equipment.

* With participating partners

EQUIPMENT **STH625**

COMPACT, PRODUCTIVE, COMFORTABLE – ACCESS ALL AREAS

Safer Working

- + Reversing camera & distance sensor
- + EN1500 load control system
- + Full sized ROPS & FOPs cabin
- + Cabin offers maximum visibility
- + Seat present switch
- + Green seatbelt beacon

Ultimate Manoeuvrability

- + Turning radius of 3350 mm, 3 steer modes
- + 4WS sites and constrained space
- + 2WS for roading between sites
- + CRAB positioning away or up to walls



PERFORMANCE PARAMETERS

Maximum lift capacity	kg	2500
Lift capacity at maximum height	kg	2000
Lift capacity at maximum reach	kg	800
Lift height	mm	6000
Maximum forward reach	mm	3350
Carriage crowd angle	°	12
Carriage dump angle	°	117
Outside turning radius (4WS)	mm	3350
Auxiliary hydraulic flow	l/min	80
Auxiliary hydraulic pressure	mpa	270
Noise at driving position	lpa	76
Noise to environment	lwa	104

BOOM PARAMETERS

Boom (raise/lower)	sec	9.4/6.7
Boom (extend/retract)	sec	9.6/6

TYRES

Type/size	12-16.5
-----------	---------

ENGINE

Engine brand	DEUTZ	
Engine emission	STAGE 5	
Engine model	DEUTZ TD 2.9	
Number of cylinders	4	
Engine power rating	kW	55.4 (75ph)
Max. torque / engine rotation	Nm/rpm	260- @ 1600

SERVICE REFILL CAPACITIES

Hydraulic system	litr	70
Fuel tank	litr	80

CABIN

Cabin is ROPS & FOPS tested & conforms to ISO 3471/3449.

TRANSMISSION

Transmission type	Hydrostatic
Transmission brand	Dana 312
Axles	Dana 211
Number of forward gears	2
Number of reverse gears	2
Max. travel speed	kph25
Parking brake	SAHR
Service brake	Oil-immersed multi-discs

HYDRAULIC SYSTEM

Hydraulic pump type	Gear with priority valve	
Hydraulic pump	Cassapa	
Hydraulic manifold	Husco	
System pressure	bar	270
Hydraulic flow	l/min	80

DIMENSIONS

Length to front of carriage	mm	4000
Overall width	mm	1850
Height over cab without beacon	mm	1920
Height over cab with beacon	mm	2010
Wheelbase	mm	2390
Overall cabin width	mm	960
Ground clearance	mm	255
Turning radius over tyres	mm	3350
Operating mass (with forks)	kg	5200

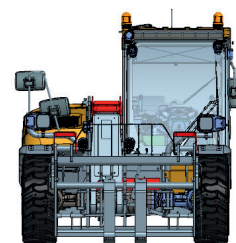

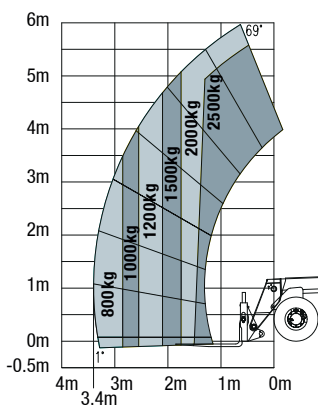
POINT LOADS

Machine loaded with models maximum capacity

Load per front tyre	3350 kg
Load per rear tyre	500 kg

Machine unloaded with boom in horizontal travel position

Load per front tyre	1250 kg
Load per rear tyre	1350 kg



PORT - STH625 - 5202 - 30 - EN - V1

SANY

Quality Changes the World

SANY HEAVY MACHINERY (UK) LTD

info@sanyuk.com
www.sanyuk.com

Not all products are available in all markets. As part of our continuous improvement process, we reserve the right to modify specifications and designs without giving prior notice. The figures may contain additional options.